

## 3-Way Mixing Stainless Steel

## 1/2" - 2"

### APPLICATION:

Control of Water; Water and Glycol Solutions to 50%. Valves mix 2 flows together (Converging). Seat Closure ANSI Class IV\*

### CONSTRUCTION:

Body: 316 Stainless Steel 300lb. Threaded (NPT)  
With Fluoraz 797 O-Ring & TFE Back Up Ring  
Trim: Linear, 316 Series Stainless Steel  
Stem: 316 Stainless Steel  
Bonnet: 316 Stainless Steel  
Packing: Guided Low-Friction TFE V-Ring, Self Adjusting

### TRIM LIMITS (Flowing Differential Pressure):

S/S Trim: Liquids or Steam to 100 PSID

### CONFIGURATIONS:

Select Valve and Actuator Code in Tables:

### BODY PRESSURE-TEMPERATURE RATINGS:

Temp.	300 THD (ratings are PSIG)
+32 to 100° F	720
400° F	515

### NOTES:

- 1) Inlet Pressure cannot exceed Body Pressure-Temperature Rating.
- 2) Shut-off PSID is per stated ANSI Shut-off Classification.
- 3) Flowing PSID for water service should be no greater than 2/3 of Inlet Pressure unless verified for absence of cavitation with Warren Valve Sizing Program.

Valve					50 Actuator 20 PSIG Supply			
Cv	Size	Thd NPT	Trim	Valve Code	8-13 PSIG Range		w. 42 Positioner	
					Shut Off PSID	Actuator Code	Shut Off PSID	Actuator Code
6.3	0.5	300	S/S	VA3004EC	100	D001	100	D003
8.2	0.75	300	S/S	VA3005EC	100	D001	100	D003
10	1	300	S/S	VA3006EC	100	D001	100	D003
18.5	1.25	300	S/S	VA3007EC	88	D001	88	D003
20	1.5	300	S/S	VA3008EC	88	D001	88	D003
40	2	300	S/S	VA3009EC	47	D001	47	D003

### 50 Actuator Specifications:

Effective Area: 50 Square Inches  
Construction: Aluminum Yoke and Diaphragm Chamber with Neoprene Diaphragm.  
Mounting: Vertical Above Valve

Valve					84 Actuator 20 PSIG Air Supply							
Cv	Size	Thd NPT	Trim	Valve Code	9-15 PSIG Range		3-15 PSIG Range		w.42 Positioner		w.760P Positioner	
					Shut Off PSID	Actuator Code	Shut Off PSID	Actuator Code	Shut Off PSID	Actuator Code	Shut Off PSID	Actuator Code
6.3	0.5	300	S/S	VA3004EC	301	D008	132	D004	301	D012	301	D016
8.2	.75	300	S/S	VA3005EC	301	D008	132	D004	301	D012	301	D016
10	1	300	S/S	VA3006EC	301	D008	132	D004	301	D012	301	D016
18.5	1.25	300	S/S	VA3007EC	120	D008	44	D004	120	D012	120	D016
20	1.5	300	S/S	VA3008EC	120	D008	44	D004	120	D012	120	D016
40	2	300	S/S	VA3009EC	67	D008	19	D004	67	D012	67	D016

### 84 Actuator Specifications:

Effective Area: 84 Square Inches  
Construction: Acrylic Enamel Coated Iron Yoke and Steel Diaphragm Chamber with Buna-N Diaphragm.  
Mounting: Vertical Above Valve

### Control Action:

Increasing Signal Closes Lower Port/Opens Upper Port  
Operating Range may differ from Signal Range,  
Use a Positioner to Match Ranges

### 42 Positioner Specifications:

Control Signal: 3-15 PSIG (Factory Setting)  
Adjustable/Non-Reversible  
Air Supply./Consumption: 20 PSIG/Approx 0.012 SCFM

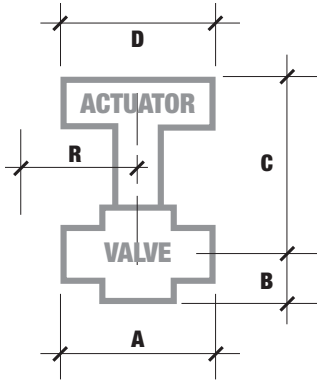
### 760P Positioner Specifications:

Control Signal: 3-15 PSIG (Factory Setting)  
Adjustable/Reversible  
Air Supply./Consumption: 20 PSIG/Approx 0.020 SCFM

1/2"– 2"

3-Way Mixing Stainless Steel

Diaphragm-Actuated Valves



**ROUGHING DIMENSIONS (Inches):**

Component		Dimension by Valve Size (Inches)		
		1/2", 3/4", 1"	1-1/4" & 1-1/2"	2"
variable				
A	300THD	5	6-1/8	6-1/2
B	300THD	2-3/4	3-3/8	3-3/4
C	50 Actuator	15-1/2	16-1/8	16-3/8
C	84 Actuator	18-7/8	19-1/2	19-3/4
D	50 Actuator	10-1/2	10-1/2	10-1/2
D	84 Actuator	13-7/8	13-7/8	13-7/8
R*	50 w.42	7-1/2	7-1/2	7-1/2
R*	84 w.42	9	9	9
R*	84 w.760P	8-1/8	8-1/8	8-1/8

**Allow 4-1/8 inch clearance above actuator for removal / service.**

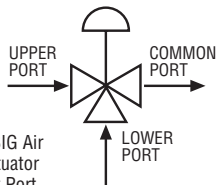
\*Centerline of Actuator to Outside point of Positioner

**WEIGHTS:**


Item	Weight
Valve Size (in.)	LBS.
1/2, 3/4, 1	8
1-1/4 & 1-1/2	15
2	18-1/2
Actuator	LBS.
50	13
84	48-1/2
Positioner	LBS.
42	1
760P	8

**Actual shipping weights may vary.**


0 PSIG Air  
To Actuator  
Upper Port  
Shut Off



20 PSIG Air  
To Actuator  
Lower Port  
Shut Off



VA3008EC-D003



VA3008EC-D012

