

3-Way Mixing Bronze

1/2" - 2"

APPLICATION:

Control of Water; Water and Glycol Solutions to 50%. Valves mix 2 flows together (Converging). Seat Closure ANSI Class IV*

CONSTRUCTION:

Body: ANSI B16.15 Bronze 250lb. Threaded (NPT)
 Trim: Linear, 316 Series Stainless Steel
 Stem: 316 Stainless Steel
 Bonnet: Brass / Bronze
 Packing: Guided Low-Friction TFE V-Ring, Self Adjusting

TRIM LIMITS (Flowing Differential Pressure):

S/S Trim: Liquids to 100 PSID

CONFIGURATIONS:

Select Valve and Actuator Code in Tables:

BODY PRESSURE-TEMPERATURE RATINGS:

Temp.	250 THD (ratings are PSIG)
+32 to 150° F	400
375° F	275

NOTES:

- 1) Inlet Pressure cannot exceed Body Pressure-Temperature Rating.
- 2) Shut-off PSID is per stated ANSI Shut-off Classification.
- 3) Flowing PSID for water service should be no greater than 2/3 of Inlet Pressure unless verified for absence of cavitation with Warren Valve Sizing Program.

Valve					50 Actuator 20 PSIG Supply			
Cv	Size	Thd NPT	Trim	Valve Code	8-13 PSIG Range		w. 42 Positioner	
					Shut Off PSID	Actuator Code	Shut Off PSID	Actuator Code
6.3	0.5	250	S/S	VA3004AC	100	D001	100	D003
8.2	0.75	250	S/S	VA3005AC	100	D001	100	D003
10	1	250	S/S	VA3006AC	100	D001	100	D003
18.5	1.25	250	S/S	VA3007AC	88	D001	88	D003
20	1.5	250	S/S	VA3008AC	88	D001	88	D003
40	2	250	S/S	VA3009AC	47	D001	47	D003

50 Actuator Specifications:

Effective Area: 50 Square Inches
 Construction: Aluminum Yoke and Diaphragm Chamber with Neoprene Diaphragm.
 Mounting: Vertical Above Valve

Valve					84 Actuator 20 PSIG Air Supply							
Cv	Size	Thd NPT	Trim	Valve Code	9-15 PSIG Range		3-15 PSIG Range		w.42 Positioner		w.760P Positioner	
					Shut Off PSID	Actuator Code	Shut Off PSID	Actuator Code	Shut Off PSID	Actuator Code	Shut Off PSID	Actuator Code
6.3	0.5	250	S/S	VA3004AC	301	D008	132	D004	301	D012	301	D016
8.2	.75	250	S/S	VA3005AC	301	D008	132	D004	301	D012	301	D016
10	1	250	S/S	VA3006AC	301	D008	132	D004	301	D012	301	D016
18.5	1.25	250	S/S	VA3007AC	120	D008	44	D004	120	D012	120	D016
20	1.5	250	S/S	VA3008AC	120	D008	44	D004	120	D012	120	D016
40	2	250	S/S	VA3009AC	67	D008	19	D004	67	D012	67	D016

84 Actuator Specifications:

Effective Area: 84 Square Inches
 Construction: Acrylic Enamel Coated Iron Yoke and Steel Diaphragm Chamber with Buna-N Diaphragm.
 Mounting: Vertical Above Valve

Control Action:

Increasing Signal Closes Lower Port/Opens Upper Port
 Operating Range may differ from Signal Range,
 Use a Positioner to Match Ranges

42 Positioner Specifications:

Control Signal: 3-15 PSIG (Factory Setting)
 Adjustable/Non-Reversible
 Air Supply./Consumption: 20 PSIG/Approx 0.012 SCFM

760P Positioner Specifications:

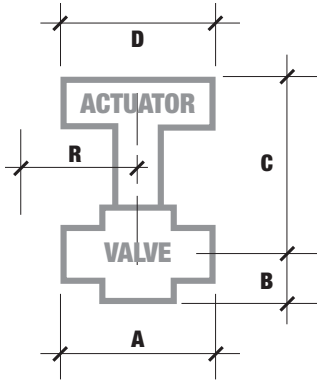
Control Signal: 3-15 PSIG (Factory Setting)
 Adjustable/Reversible
 Air Supply./Consumption: 20 PSIG/Approx 0.020 SCFM

*For additional applications, shut-offs, and products call: 800-922-0085 or visit: www.WarrenControls.com

1/2"– 2"

3-Way Mixing Bronze

Diaphragm-Actuated Valves



ROUGHING DIMENSIONS (Inches):

Component		Dimension by Valve Size (Inches)		
variable		1/2", 3/4", 1"	1-1/4" & 1/2"	2"
A	250THD	4-7/8	5-3/4	6-1/2
B	250THD	2-3/4	3-7/8	4
C	50 Actuator	15-1/2	16-1/8	16-3/8
C	84 Actuator	18-7/8	19-1/2	19-3/4
D	50 Actuator	10-1/2	10-1/2	10-1/2
D	84 Actuator	13-7/8	13-7/8	13-7/8
R*	50 w.42	7-1/2	7-1/2	7-1/2
R*	84 w.42	9	9	9
R*	84 w.760P	8-1/8	8-1/8	8-1/8

Allow 4-1/8 inch clearance above actuator for removal / service.

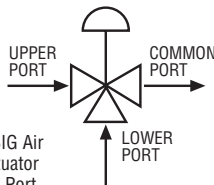
*Centerline of Actuator to Outside point of Positioner

WEIGHTS:


Item	Weight
Valve Size (in.)	LBS.
1/2, 3/4, 1	9
1-1/4 & 1-1/2	15-1/2
2	20
Actuator	LBS.
50	13
84	48-1/2
Positioner	LBS.
42	1
760P	8

Actual shipping weights may vary.


0 PSIG Air
To Actuator
Upper Port
Shut Off



20 PSIG Air
To Actuator
Lower Port
Shut Off



VA3008AC-D003



VA3008AC-D012

