

Single-Seated Bronze Normally Closed

1/2" – 2"

APPLICATION:

Control of Saturated Steam; Water; Water and Glycol Solutions to 50%. Seat Closure ANSI Class IV*

CONSTRUCTION:

Body: ANSI B16.15 Bronze 250lb. Threaded (NPT)
 Trim: EQ%, 316 Series Stainless Steel
 Stem: 316 Stainless Steel
 Bonnet: Brass / Bronze
 Packing: Guided Low-Friction TFE V-Ring, Self Adjusting

TRIM LIMITS (Flowing Differential Pressure):

S/S Trim: Liquids or Steam to 100 PSID

CONFIGURATIONS:

Select Valve and Actuator Code in Tables:

BODY PRESSURE-TEMPERATURE RATINGS:

Temp.	250 THD (ratings are PSIG)
+32 to 150° F	400
375° F	275

NOTES:

- 1) Inlet Pressure cannot exceed Body Pressure-Temperature Rating.
- 2) Shut-off PSID is per stated ANSI Shut-off Classification.
- 3) Flowing PSID for water service should be no greater than 2/3 of Inlet Pressure unless verified for absence of cavitation with Warren Valve Sizing Program.

Valve					50 Actuator 20 PSIG Supply			
Cv	Size	Thd NPT	Trim	Valve Code	8-13 PSIG Range		w. 42 Positioner	
					Shut Off PSID	Actuator Code	Shut Off PSID	Actuator Code
4.9	0.5	250	S/S	VA7004AC	100	D001	100	D003
7.2	0.75	250	S/S	VA7005AC	100	D001	100	D003
10	1	250	S/S	VA7006AC	100	D001	100	D003
22.2	1.25	250	S/S	VA7007AC	100	D001	100	D003
24	1.5	250	S/S	VA7008AC	100	D001	100	D003
40	2	250	S/S	VA7009AC	61	D001	61	D003

50 Actuator Specifications:

Effective Area: 50 Square Inches
 Construction: Aluminum Yoke and Diaphragm Chamber with Neoprene Diaphragm.
 Mounting: Vertical Above Valve

Valve					84 Actuator 20 PSIG Air Supply							
Cv	Size	Thd NPT	Trim	Valve Code	9-15 PSIG Range		3-15 PSIG Range		w.42 Positioner		w.760P Positioner	
					Shut Off PSID	Actuator Code	Shut Off PSID	Actuator Code	Shut Off PSID	Actuator Code	Shut Off PSID	Actuator Code
4.9	0.5	250	S/S	VA7004AC	400	D008	244	D004	400	D012	400	D016
7.2	0.75	250	S/S	VA7005AC	400	D008	244	D004	400	D012	400	D016
10	1	250	S/S	VA7006AC	400	D008	132	D004	400	D012	400	D016
22.2	1.25	250	S/S	VA7007AC	272	D008	44	D004	386	D035	386	D036
24	1.5	250	S/S	VA7008AC	272	D008	44	D004	386	D035	386	D036
40	2	250	S/S	VA7009AC	161	D008	19	D004	232	D035	232	D036

84 Actuator Specifications:

Effective Area: 84 Square Inches
 Construction: Acrylic Enamel Coated Iron Yoke and Steel Diaphragm Chamber with Buna-N Diaphragm.
 Mounting: Vertical Above Valve

Control Action:

Increasing Signal Opens Valve
 Operating Range may differ from Signal Range,
 Use a Positioner to Match Ranges

42 Positioner Specifications:

Control Signal: 3-15 PSIG (Factory Setting)
 Adjustable/Non-Reversible
 Air Supply./Consumption: 20 PSIG/Approx 0.012 SCFM

760P Positioner Specifications:

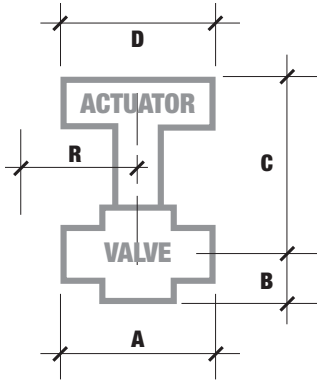
Control Signal: 3-15 PSIG (Factory Setting)
 Adjustable/Reversible
 Air Supply./Consumption: 20 PSIG/Approx 0.020 SCFM

*For additional applications, shut-offs, and products call: 800-922-0085 or visit: www.WarrenControls.com

1/2"– 2"

Single-Seated Bronze Normally Closed

Diaphragm-Actuated Valves



ROUGHING DIMENSIONS (Inches):

Component		Dimension by Valve Size (Inches)		
variable		1/2", 3/4", 1"	1-1/4" & 1-1/2"	2"
A	250THD	4-7/8	5-3/4	6-1/2
B	250THD	2-3/4	3-1/4	3-5/8
C	50 Actuator	15-1/2	16-1/8	16-3/8
C	84 Actuator	18-7/8	19-1/2	19-3/4
D	50 Actuator	10-1/2	10-1/2	10-1/2
D	84 Actuator	13-7/8	13-7/8	13-7/8
R*	50 w.42	7-1/2	7-1/2	7-1/2
R*	84 w.42	9	9	9
R*	84 w.760P	8-1/8	8-1/8	8-1/8


Allow 4-1/8 inch clearance above actuator for removal / service.

*Centerline of Actuator to Outside point of Positioner


WEIGHTS:

Item	Weight
Valve Size (in.)	LBS.
1/2, 3/4, 1	8-1/2
1-1/4 & 1-1/2	14-1/2
2	18-1/2
Actuator	LBS.
50	13
84	48-1/2
Positioner	LBS.
42	1
760P	8

Actual shipping weights may vary.



VA7004AC-D003



VA7009AC-D012

